



Market PULSE™



November 2010

ORRA Originated Sales	Average Mitg. Rate	Inventory	New Listings	New Contracts	Under Contract	Back on the Market	Expired	Withdrawn	Sales Closed	Avg. Days on Market
October 2009	5.02%	15,743	4,165	3,864	9,050	857	924	646	2,319*	92*
November 2009	4.95%	16,002	3,758	3,023	8,633	1,007	636	1,047	2,329*	85*
December 2009	5.03%	15,549	3,485	2,984	8,163	875	1,419	916	2,410*	89*
January 2010	5.05%	15,911	4,279	3,579	8,590	956	691	1,048	1,820*	89*
February 2010	4.96%	16,051	4,586	4,043	9,462	960	601	1,064	1,973*	91*
March 2010	4.99%	16,223	5,282	4,662	10,179	1,195	680	1,233	2,610*	91*
April 2010	5.12%	15,766	5,116	5,221	10,832	1,331	579	1,540	2,644*	81*
May 2010	4.89%	15,963	4,304	3,669	10,351	1,161	553	1,187	2,783*	83*
June 2010	4.84%	16,304	4,470	3,736	9,625	1,343	743	1,294	3,059*	85*
July 2010	4.67%	16,563	4,388	3,793	9,133	1,224	709	1,182	2,516*	84*
August 2010	4.61%	16,535	4,146	3,892	8,945	1,277	613	1,285	2,566*	83*
Sept. 2010	4.46%	16,359	3,984	3,654	8,713	1,169	637	1,301	2,374*	87*
October 2010	4.28%	15,441	3,650	3,466	8,817	1,080	707	1,323	1,848	91

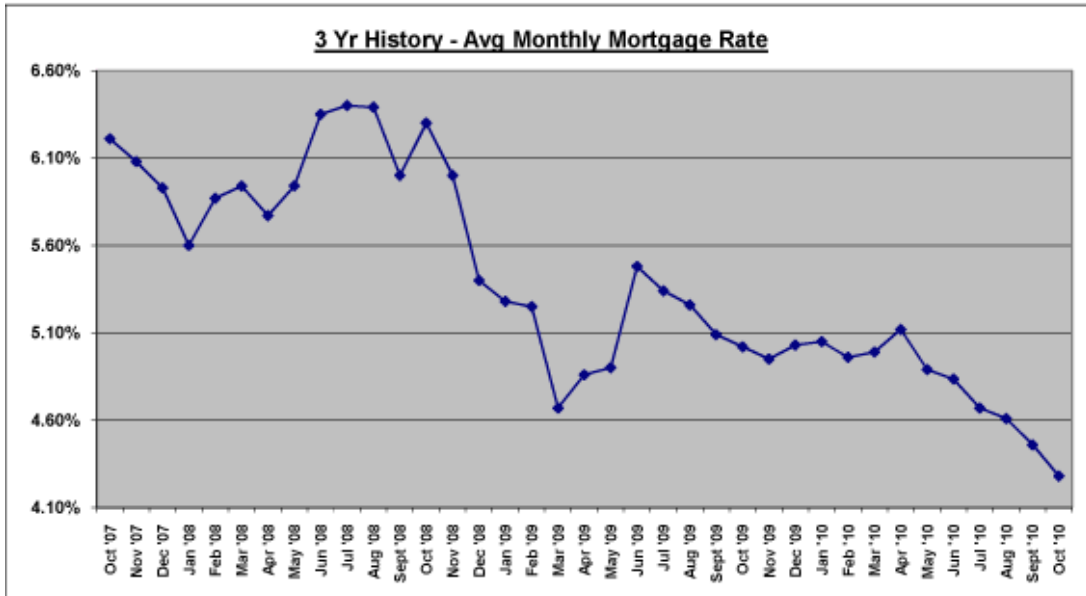
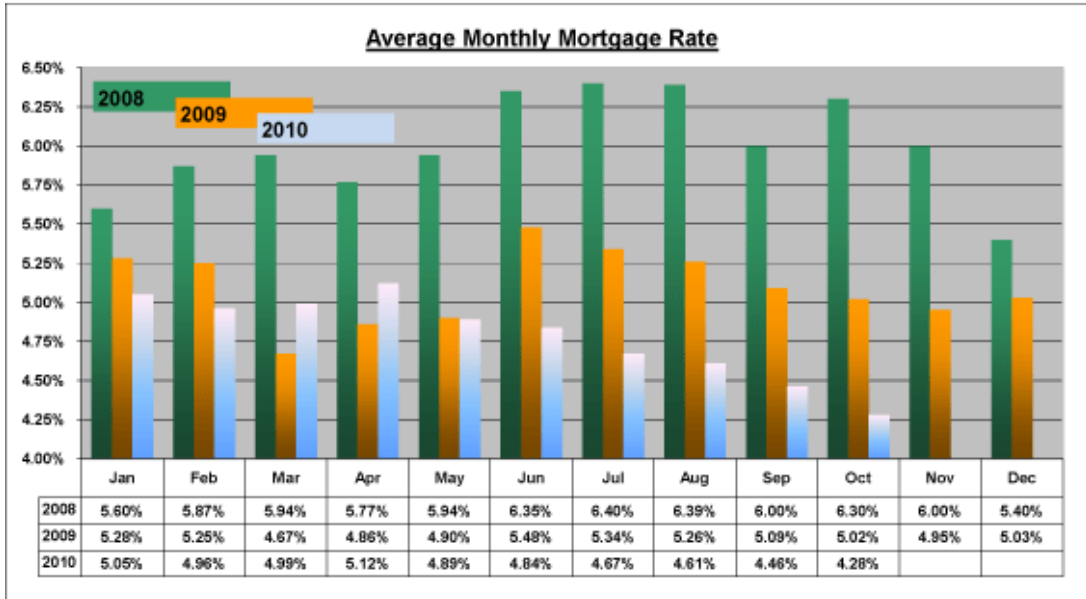
* Monthly revised sales. Complete stats and data may be found under Housing Statistics at orrealtor.com.

Comments or suggestions? Contact [Mike Blinn](#), Statistician.

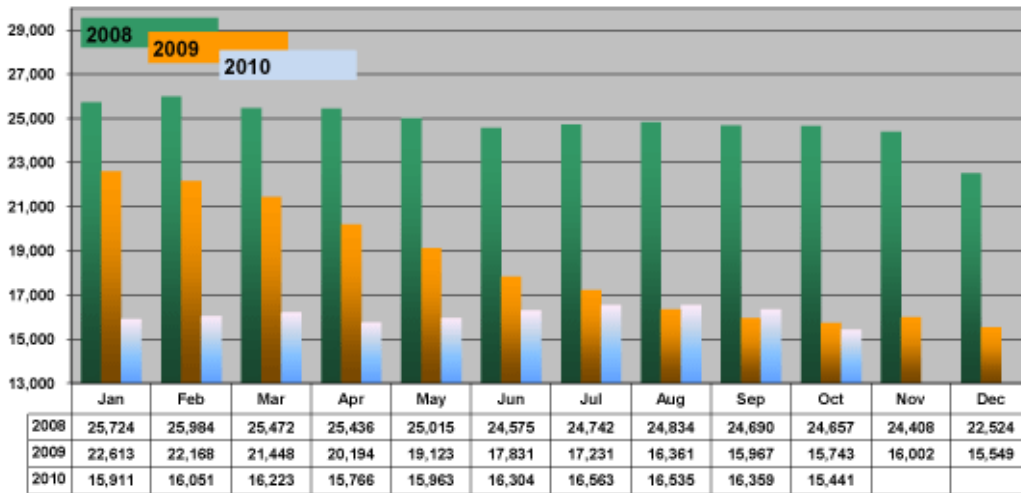
Market Pulse™ data represents all listings taken or sold by ORRA brokers, regardless of location and is exclusive to residential property, which includes townhomes, duplexes, single-family homes, and condos. It does not include vacant land or commercial transactions.

Membership	10-10	10-09
ORRA	8,923	9,171
Affiliates	304	287
Applicants	108	122

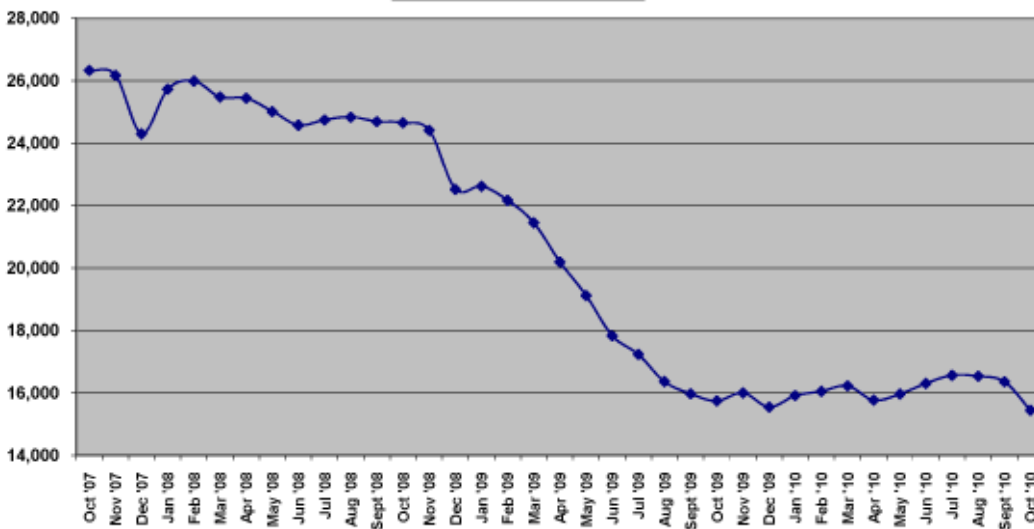
Unemployment Rate	Orlando MSA
September 2010	11.8%
September 2009	11.5%

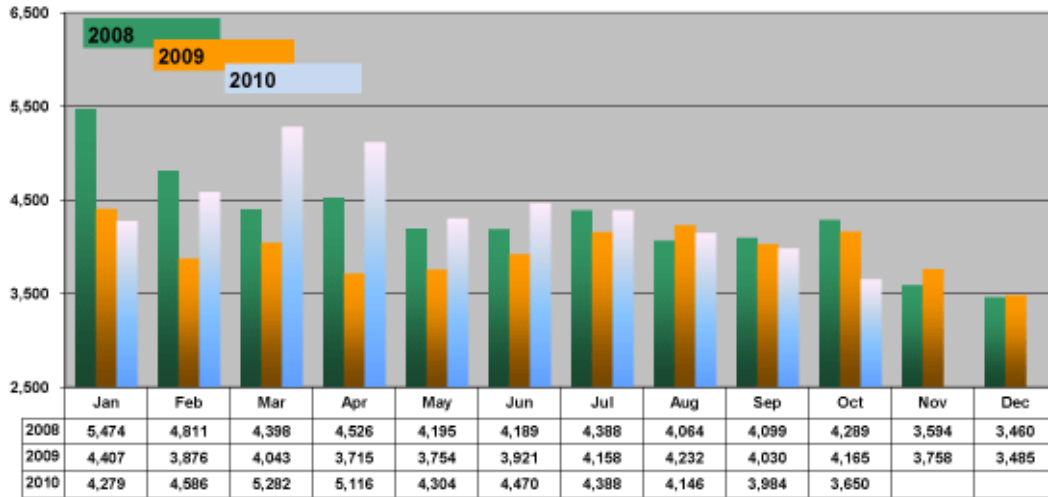
Inventory



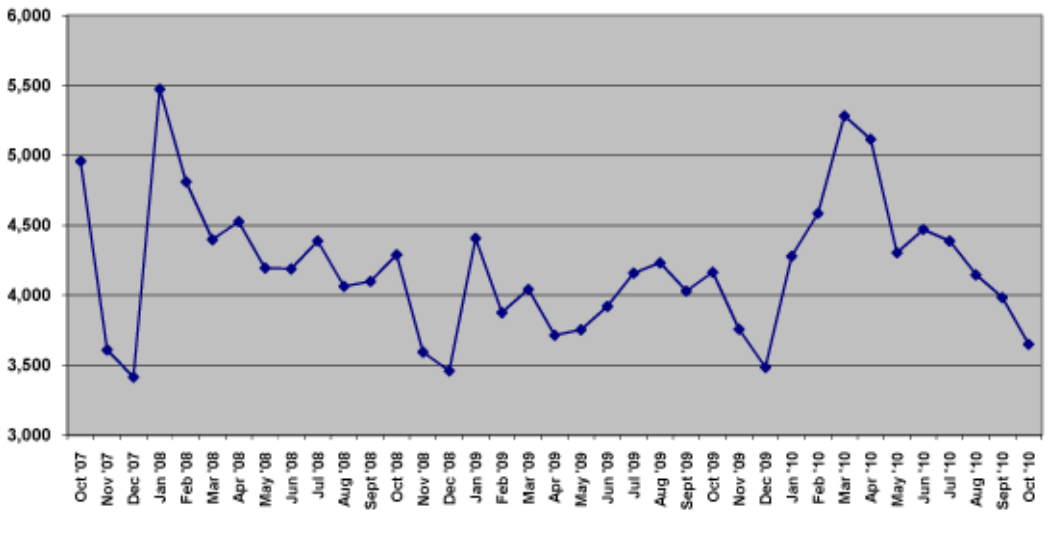
3 Yr History - Inventory



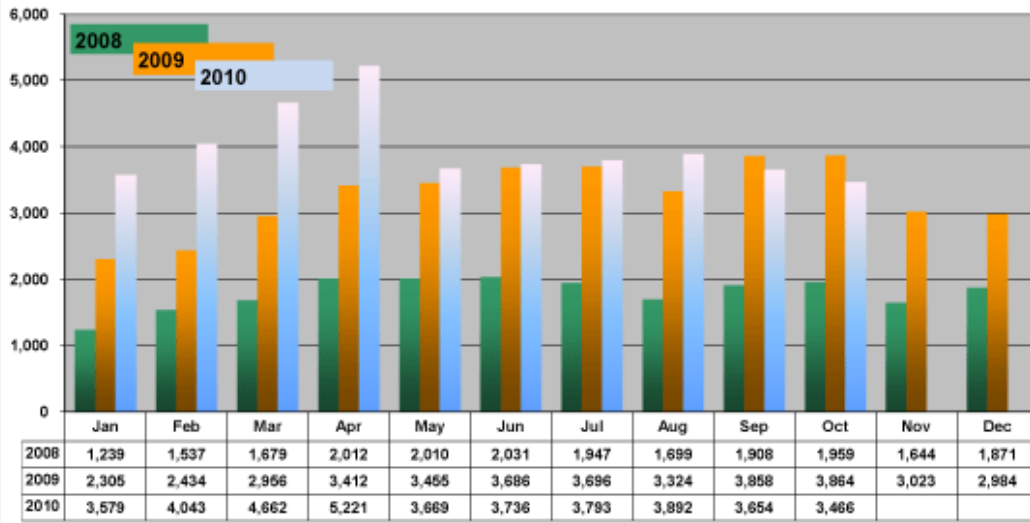
New Listings



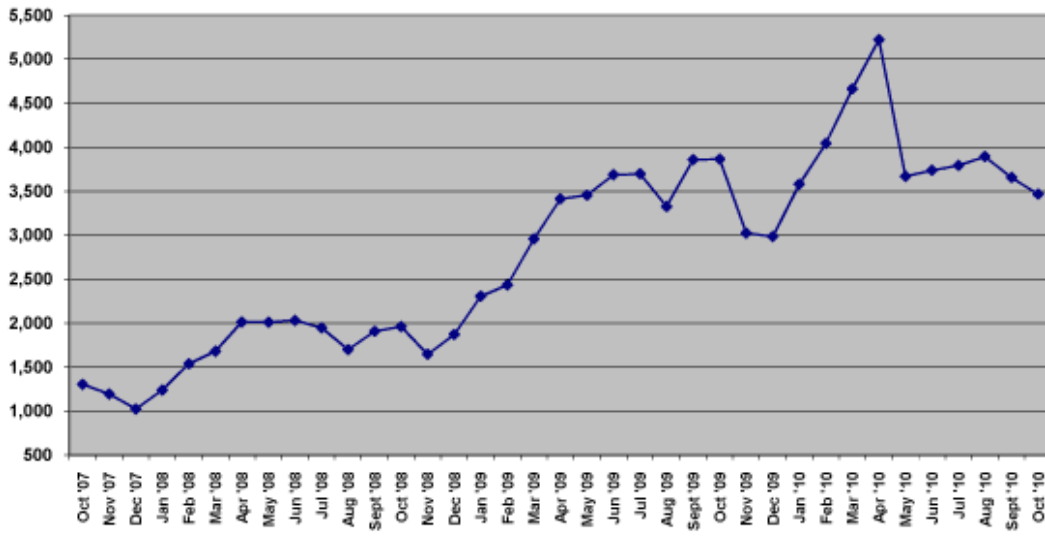
3 Yr History - New Listings



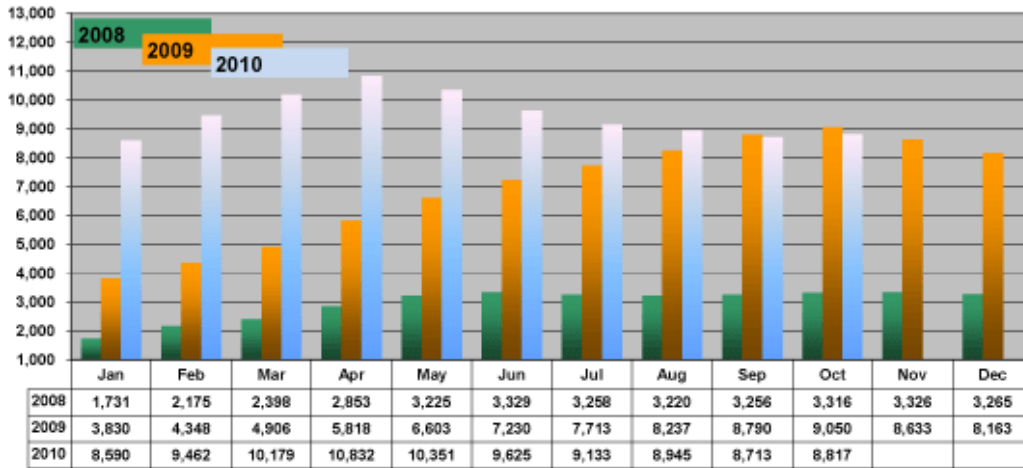
New Contracts - Monthly



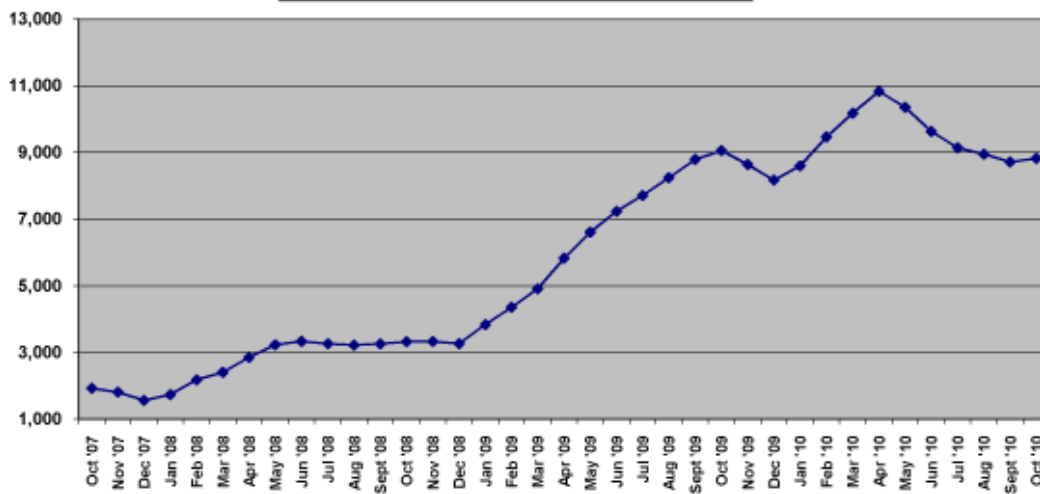
3 Yr History - New Contracts



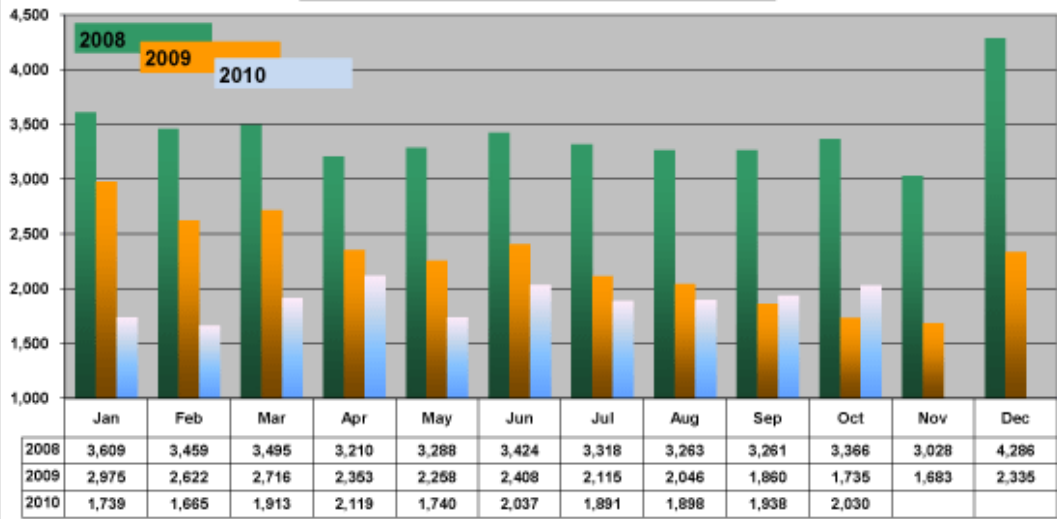
Total Under Contract



3 Yr History - Monthly Total Under Contract



Units off the Market - Withdrawn or Expired



3 Yr History - Units off the Market - Withdrawn or Expired

